Specifications

Frq. (GHz) Band (WR-)	12.4-18 Ku (62)	18-26.5 K (42)	26.5-40 Ka (28)	33-50 Q (22)	40-60 U (19)	50-75 V (15)	60-90 E (12)	75-110 W (10)	90-140 F (8)
Attn. Range	0-50	0-60	0-60	0-60	0-60	0-60	0-60	0-60	0-60
Ins. Loss @0 dB	.50	.50	0.3	.50	.60	0.8	1.0	1.5	2.0
VSWR @ min attenuation	1.25	1.13	1.13	1.15	1.13	1.15	1.17	1.20	1.33
VSWR @ max attenuation	1.25	1.13	1.12	1.15	1.13	1.13	1.15	1.20	1.33
Max safe power handling (mW)	1000	1000	1000	750	750	500	500	500	300

QuinStar Technology, Inc.

Mechanical Specifications

WAVEGUIDE BAND	OUTLINE DIMENSIONS, inches/mm				
	A	B	C	D	E
XL	11.69/296.9	4.66/118.3	6.32/160.5	3.73/94.7	2.29/58.2
X	11.69/296.9	4.66/118.3	6.32/160.5	3.73/94.7	2.29/58.2
XS	11.19/284.2	4.66/118.3	6.32/160.5	3.73/94.7	2.29/58.2
KU	10.94/277.8	4.00/101.6	5.50/139.7	3.73/94.7	2.29/58.2
K	8.48/215.4	4.00/101.6	5.50/139.7	3.73/94.7	2.29/58.2
KA	6.87/174.5	4.00/101.6	5.50/139.7	3.73/94.7	2.29/58.2
Q	6.24/158.4	4.00/101.6	5.50/139.7	3.73/94.7	2.29/58.2
U	6.0/152.4	4.00/101.6	5.50/139.7	3.73/94.7	2.29/58.2
V	5.78/147.0	4.00/101.6	5.50/139.7	3.73/94.7	2.29/58.2
E	5.78/147.0	4.00/101.6	5.50/139.7	3.73/94.7	2.29/58.2
W	5.78/147.0	4.00/101.6	5.50/139.7	3.73/94.7	2.29/58.2
F	5.78/147.0	4.00/101.6	5.50/139.7	3.73/94.7	2.29/58.2
G	5.78/147.0	4.00/101.6	5.50/139.7	3.73/94.7	2.29/58.2

QuinStar Technology, Inc.

Plots

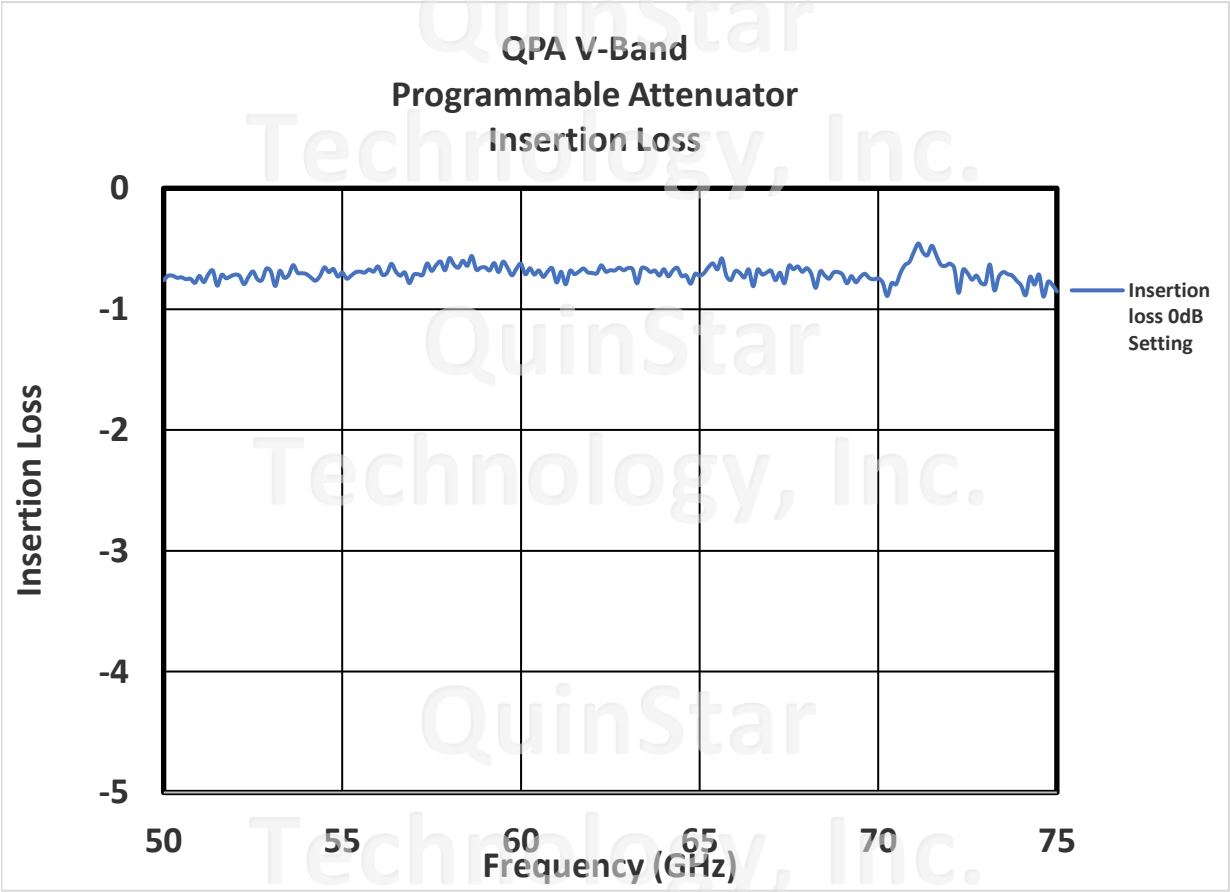

QuinStar Technology, Inc.

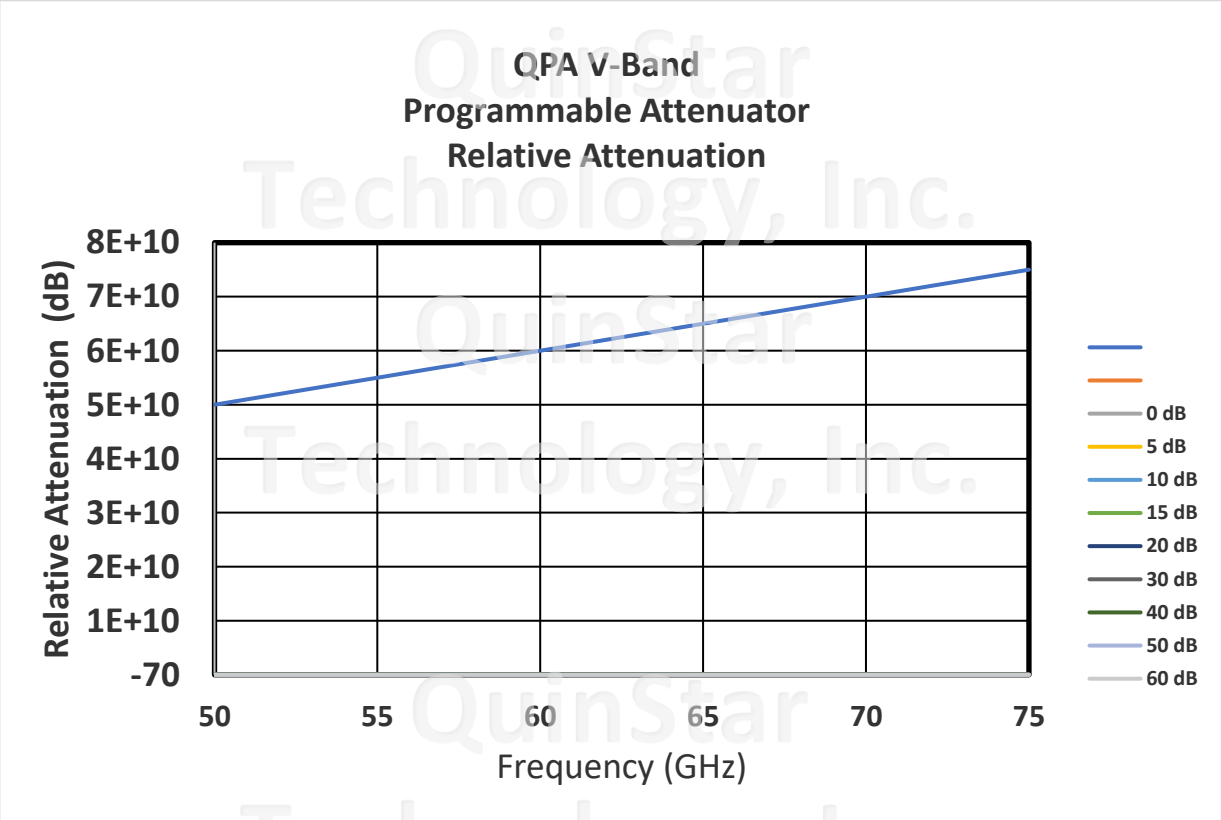

QuinStar Technology, Inc.

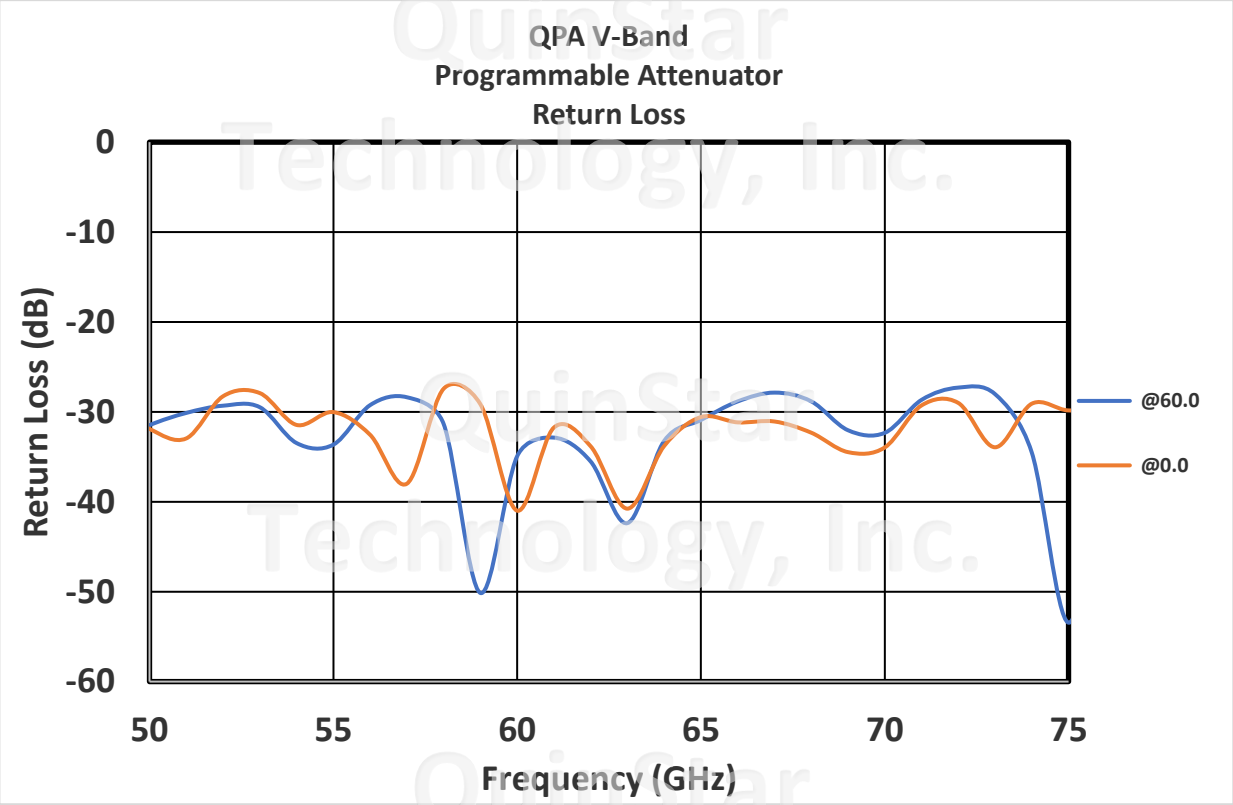

QuinStar Technology, Inc.