QBP-21014750
K-Band Amplifier

Specifications

Frequency (GHz)	Power P1dB (dBm)	Gain (dB)	Gain Flatness (±dB)	Voltage (V)	Current (A, Typ.)
20.2-21.2	47	50	1	28	11.5
*All data were taken at 25°C.					
*Current is measured at P1dB.					

QuinStar Technology, Inc.

Plots

Results at 25 °C

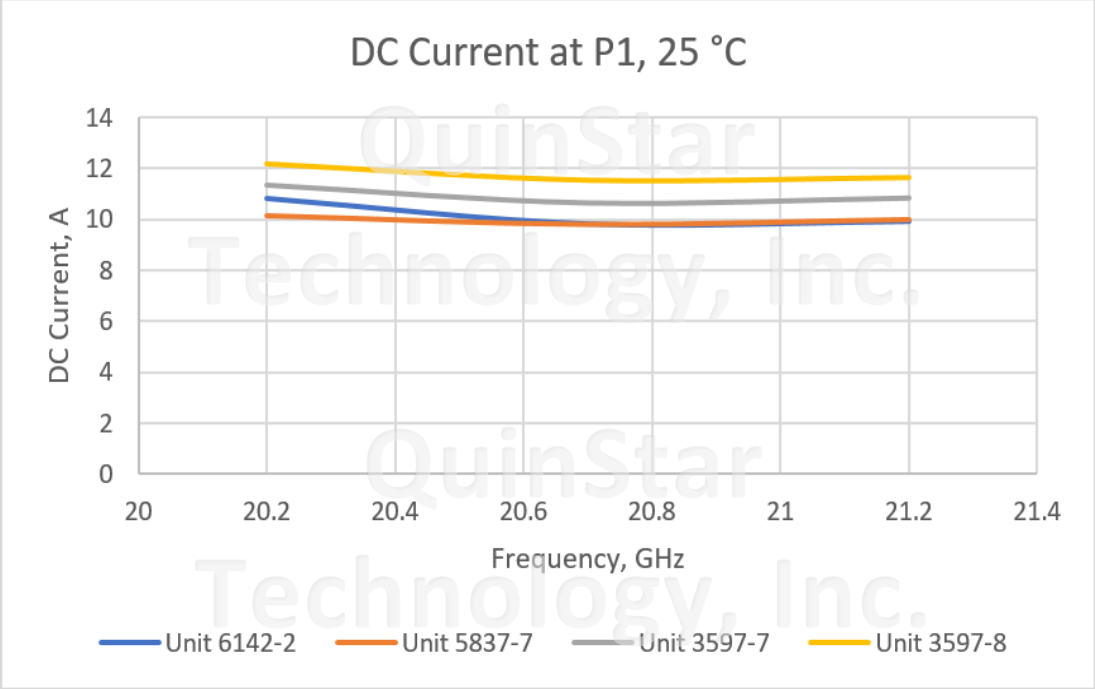

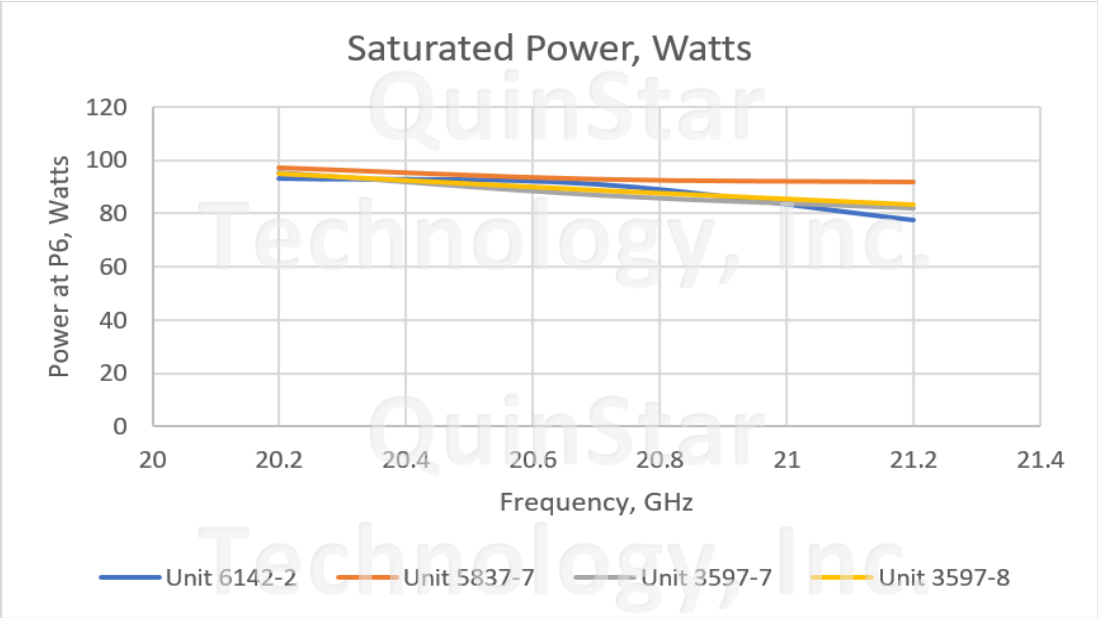

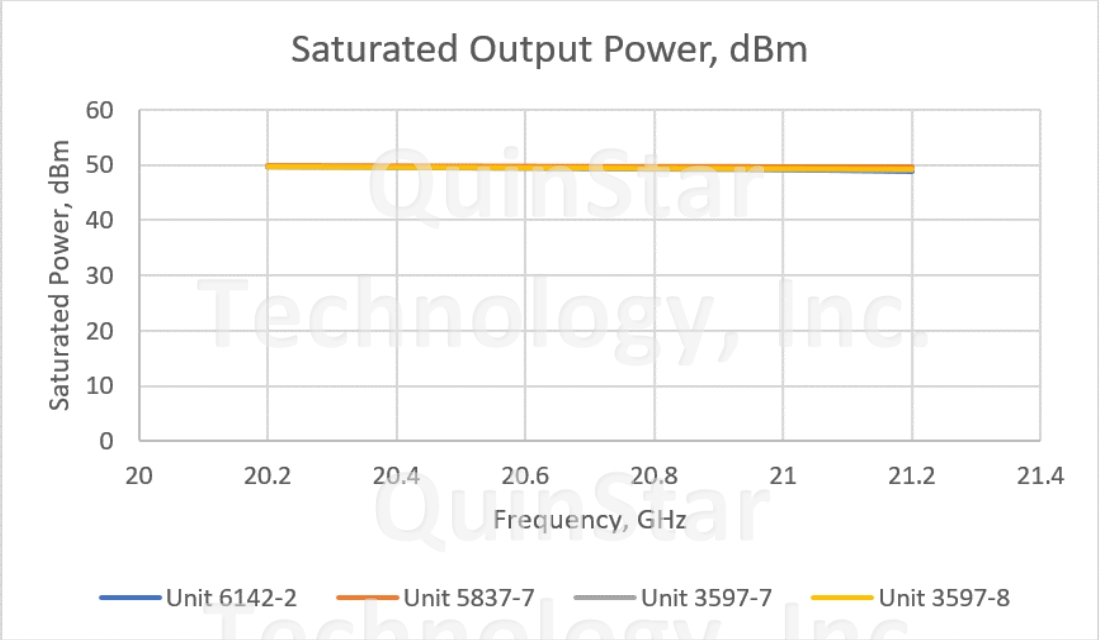

Results at 50 °C

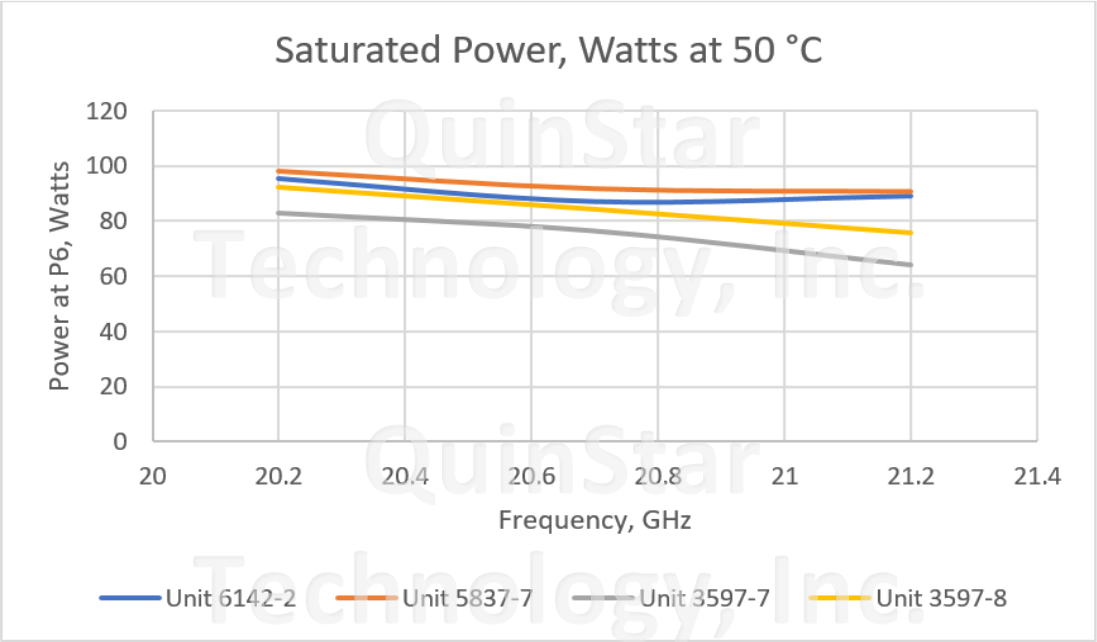

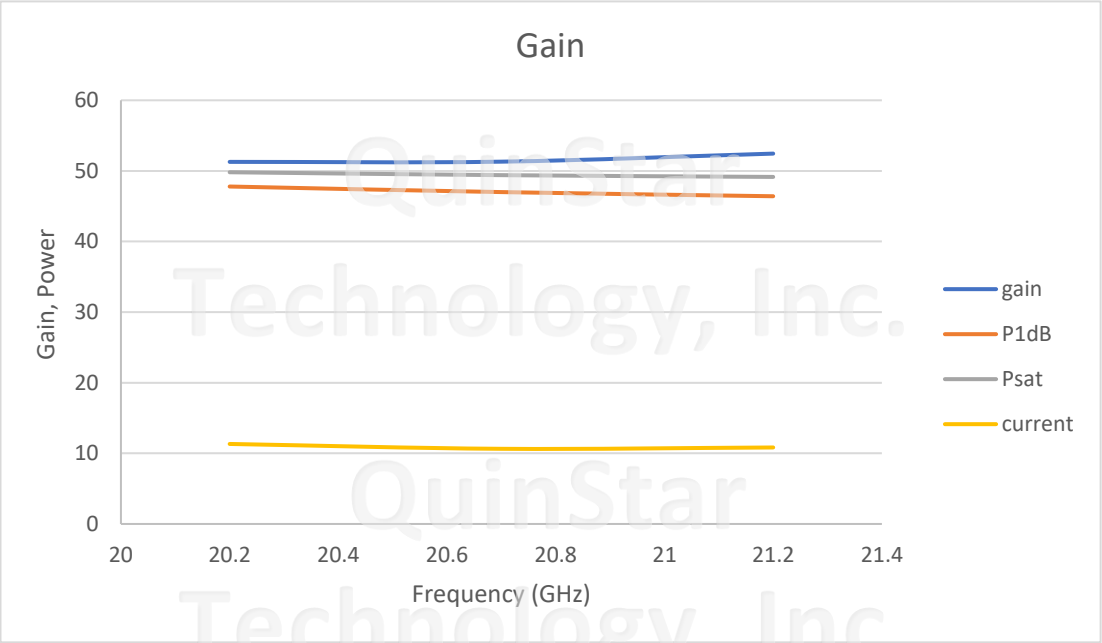

QuinStar Technology, Inc.

Outline Drawings

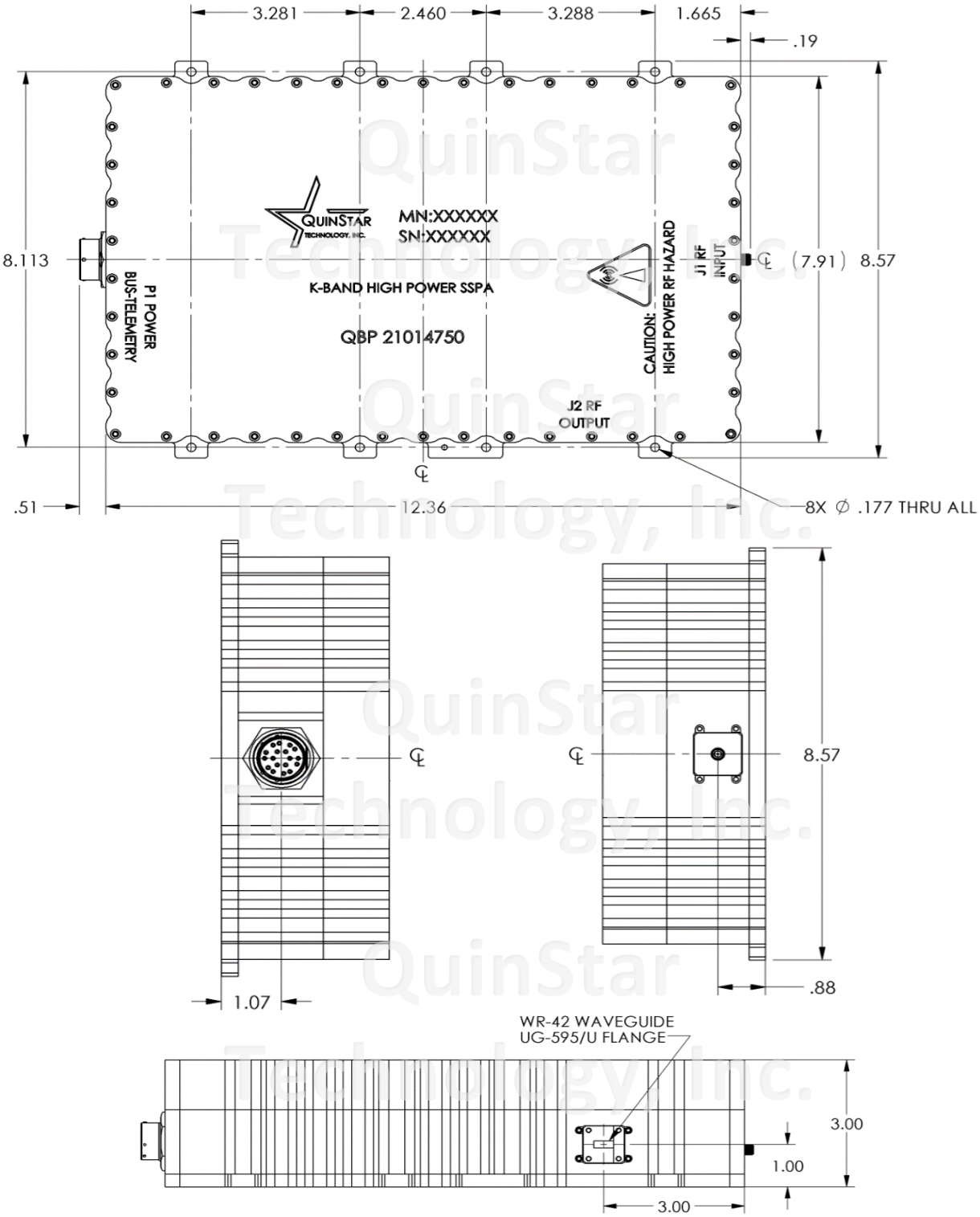

QBP-21014750
K-Band Amplifier

ELECTRICAL SPECIFICATIONS			
PORT	**CONNECTOR TYPE**	**PARAMETER**	**MANUFACTURER PART NUMBER**
RF IN	K-Female	20.2GHz 21.2GHz	N/A
RF OUT	WR-42	20.2GHz 21.2GHz	N/A
DC CONN	CIRCULAR CONNECTOR 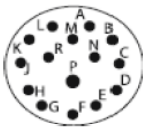		KTP07F1415P

PIN	LABEL	VOLTAGE	CURRENT
A	Vin	+28V	4.3A*
B	Vin	+28V	4.3A*
C	Vin	+28V	4.3A*
L	GND	0V	4.3A*
M	GND	0V	4.3A*
N	GND	0V	4.3A*
K	TTL	+5V	0.01A
J	TTL RETURN	0V	0.01A
OTHER	N/A	N/A	N/A

* at saturated output power

Mass properties of 3200006-500
Configuration: Default
Coordinate system: 0,0,0

Mass = 12.63 pounds

Volume = 135.85 cubic inches

Surface area = 1544.45 square inches

Center of mass: (inches)
X = 0.03
Y = 0.26
Z = 1.51

Principal axes of inertia and principal moments of inertia: (pounds * square inches)
Taken at the center of mass.
Ix = (1.00, 0.07, 0.01) Px = 84.08
Iy = (-0.07, 1.00, 0.01) Py = 173.15
Iz = (-0.01, -0.01, 1.00) Pz = 217.53

Moments of inertia: (pounds * square inches)
Taken at the center of mass and aligned with the output coordinate system.
Lxx = 84.51 Lxy = 6.16 Lxz = 0.76
Lyx = 6.16 Lyy = 172.72 Lyz = 0.52
Lzx = 0.76 Lzy = 0.52 Lzz = 217.52

Moments of inertia: (pounds * square inches)
Taken at the output coordinate system.
Ixx = 114.24 Ixy = 6.27 Ixz = 1.38
Iyx = 6.27 Iyy = 201.60 Iyz = 5.51
Izx = 1.38 Izy = 5.51 Izz = 218.39